




AVID Binder Check Rubric

The following rubric will be used to grade your binder.

	Advanced 25 Points	Proficient 20 Points	Basic 15 Points	Below Basic 10 Points	Far Below Basic 5 Points
Materials & Organization 	<ul style="list-style-type: none"> *All required materials present and in correct location. *5 of 5 classes organized according to AVID requirements. *No unnecessarily loose papers. *Clear and effective organization system. *Backpack (if present) is neat and organized. 	<ul style="list-style-type: none"> *All required materials present and in correct location. *4 of 5 classes organized according to AVID requirements. *Very few unnecessarily loose papers. *Clear and effective organization system. *Backpack (if present) is neat and organized. 	<ul style="list-style-type: none"> *Most required materials present and in correct location. *3 of 5 classes organized according to AVID requirements. *Some unnecessarily loose papers. *Somewhat clear and effective organization system. *Backpack (if present) is somewhat neat and organized. 	<ul style="list-style-type: none"> *Binder is not very neat or organized, with many loose papers and no discernable organization style in place. Missing several components of binder materials and/or organization. 	<ul style="list-style-type: none"> *Binder is present but thrashed. Refer student to AVID teacher immediately.
Record of Thinking & Learning (Notes and Learning Logs) 	<p>A complete set of Cornell Notes: 6 points possible, +1 point extra credit offered for Step “R”</p> <p><i>Cornell Notes are complete, with</i></p> <p>2pts. for Steps C & O: proper heading and organized notes, 1pt (extra credit semester 1) for Step R: highlight or circle key terms, # and underline or set apart the main ideas/chunks in some other way, revision should be done in a different color 2pt. for Step N: questions/main ideas/key terms in the left margin (2+ questions per page of notes), and 2pt. for Step L: a descriptive 5+ sentence summary at the end of the notes (summary should address the essential question and demonstrate your understanding of the lesson)</p> <p>A complete and detailed Learning Log can earn you 4 points, Partially complete = 2 points</p> <p>Learning Log is 7-10 sentences long and follows the provided template. The writing is descriptive, mentioning the activity and placing a heavy emphasis on what was learned as a result of the lesson and it’s significance/connection to other topics studied in class.</p>				

Materials & Organization

Binder Materials

- 1) 2+ inch 3 ring binder
- 2) Pencil Pouch/Box (in binder or bag/backpack)
- 3) Extra pens/pencils
- 4) Tabbed Dividers
- 5) Extra paper (behind agenda, in class sections, or at end of binder)

Macro-Organization

*Pencil Pouch (if in Binder)

*Agenda

*Extra Paper (or in class sections, or the end of the binder)

*Tabbed Dividers

Micro-Organization

*Current Work (Stuff I need right now)

*Cornell Notes (organized by date)

*Handouts

*Returned Work



Cornell Notes

Create Format

*Topic, Date (ink), line, LG/EQ

Organize Notes on RHS

*pics, graphic org., spacing in notes, neat

Review and Revise Notes (diff. color)

*O/Highlight Key Terms

*#, Underline/Set Apart Main Ideas/Chunks

Note Key Ideas to Write Questions on LHS

*At least 1 question for each Main Idea

Exchange Ideas

*Add in a different color

Link Learning to Write Summary

*SUMRE should be clearly labeled and synthesize the various chunks of notes

Learning Tool: 10*24*7

Learning Logs

Today/In this lesson we _____ in order to _____

I learned _____

This (is significant/important because... **OR** connects/relates to..... **OR** was interesting because....) _____

I am (still unsure..., wondering..., curious about...) _____ and can find out more information by _____

OR Think **DLIQ** (**D**o, **L**earned, **I**nteresting/ **I**mportant, **Q**uestions I Still Have) **Thx Saucedo**

