







WRITING IN THE MARGINS: SIX STRATEGIES TO USE









This table provides six strategies that help readers interact with and *understand* texts. While making connections, clarifying information, or doing other work defined on this page, *write down your thoughts in the margins of the text, on sticky notes, or in your Cornell Notes.*

<p style="text-align: center;"><u>VISUALIZE</u> </p> <p>Visualize what the author is saying and draw an illustration in the margin. Visualizing what authors say will help you clarify complex concepts and ideas.</p> <p><i>When visualizing, ask:</i></p> <ul style="list-style-type: none"> • What does this look like? • How can I draw this concept/idea? • What visual and/or symbol best represents this idea? 	<p style="text-align: center;"><u>SUMMARIZE/PARAPHRASE</u> </p> <p>Briefly summarize paragraphs or sections of a text. Summarizing is a good way to keep track of essential information while gaining control of lengthier passages.</p> <p><i>Summaries will:</i></p> <ul style="list-style-type: none"> • State what the paragraph/section is about. In other words, what is the author saying? What's the main idea? Put it in your own words. • What information is essential/most important? • Describe what the author is doing. • Account for key terms/vocabulary and/or ideas.
<p style="text-align: center;"><u>CONNECT</u> </p> <p>Make connections within the reading to your own life, the world, other disciplines, history, or popular culture. Making connections will improve your comprehension of the text.</p> <p><i>While reading, you might ask:</i></p> <ul style="list-style-type: none"> • How does this text relate to me/my knowledge/experiences? • How does this idea relate to other ideas in the text? To the author's purpose for writing the text? • How does this text relate to happenings in the world? • "This is like.....This reminds me of..." 	<p style="text-align: center;"><u>QUESTION</u> </p> <p>Question both the ideas in the text (what the author is saying) and your understanding of the text. Asking good questions while reading will help you become a more critical reader.</p> <p><i>While reading, you might ask questions about:</i></p> <ul style="list-style-type: none"> • What the author is saying or doing? • What you understand so far? • What is the purpose of the section of reading? • What you agree or disagree with? • Points of confusion – ideas you don't fully understand • What is the author trying to get me to think about here?
<p style="text-align: center;"><u>RESPOND/REACT</u></p> <p>Respond to ideas in the text as you read. Your responses can be personal or analytical in nature. Thoughtful responses will increase engagement and comprehension as you interact with the text. What do you think about the ideas presented in the text?</p> <p><i>Readers will often respond to:</i></p> <ul style="list-style-type: none"> • Interesting ideas • Emotional Arguments • Provocative Statements • Author's Claims • Facts, Data, Statistics, and other Support 	<p style="text-align: center;"><u>ANALYZE</u> </p> <p>Read carefully to analyze relationships in a text like cause and effect, compare and contrast, and problems and solution</p> <p>When analyzing the text, ask questions like:</p> <ul style="list-style-type: none"> • What caused this to happen? • How is this related to something else? • What is the problem? Is there a solution? • What does this piece of information mean? Why is it significant/important?

WRITING IN THE MARGINS: SIX STRATEGIES TO USE



This table provides six strategies that help readers interact with and *understand* texts. While making connections, clarifying information, or doing other work defined on this page, *write down your thoughts in the margins of the text, on sticky notes, or in your Cornell Notes.*

<p style="text-align: center;"><u>VISUALIZE</u> </p> <p>Visualize what the author is saying and draw an illustration in the margin. Visualizing what authors say will help you clarify complex concepts and ideas.</p> <p><i>When visualizing, ask:</i></p> <ul style="list-style-type: none"> • What does this look like? • How can I draw this concept/idea? • What visual and/or symbol best represents this idea? 	<p style="text-align: center;"><u>SUMMARIZE/PARAPHRASE</u> </p> <p>Briefly summarize paragraphs or sections of a text. Summarizing is a good way to keep track of essential information while gaining control of lengthier passages.</p> <p><i>Summaries will:</i></p> <ul style="list-style-type: none"> • State what the paragraph/section is about. In other words, what is the author saying? What's the main idea? Put it in your own words. • What information is essential/most important? • Describe what the author is doing. • Account for key terms/vocabulary and/or ideas.
<p style="text-align: center;"><u>CONNECT</u> </p> <p>Make connections within the reading to your own life, the world, other disciplines, history, or popular culture. Making connections will improve your comprehension of the text.</p> <p><i>While reading, you might ask:</i></p> <ul style="list-style-type: none"> • How does this text relate to me/my knowledge/experiences? • How does this idea relate to other ideas in the text? To the author's purpose for writing the text? • How does this text relate to happenings in the world? • "This is like.....This reminds me of..." 	<p style="text-align: center;"><u>QUESTION</u> </p> <p>Question both the ideas in the text (what the author is saying) and your understanding of the text. Asking good questions while reading will help you become a more critical reader.</p> <p><i>While reading, you might ask questions about:</i></p> <ul style="list-style-type: none"> • What the author is saying or doing? • What you understand so far? • What is the purpose of the section of reading? • What you agree or disagree with? • Points of confusion – ideas you don't fully understand • What is the author trying to get me to think about here?
<p style="text-align: center;"><u>RESPOND/REACT</u></p> <p>Respond to ideas in the text as you read. Your responses can be personal or analytical in nature. Thoughtful responses will increase engagement and comprehension as you interact with the text. What do you think about the ideas presented in the text?</p> <p><i>Readers will often respond to:</i></p> <ul style="list-style-type: none"> • Interesting ideas • Emotional Arguments • Provocative Statements • Author's Claims • Facts, Data, Statistics, and other Support 	<p style="text-align: center;"><u>ANALYZE</u> </p> <p>Read carefully to analyze relationships in a text like cause and effect, compare and contrast, and problems and solution</p> <p>When analyzing the text, ask questions like:</p> <ul style="list-style-type: none"> • What caused this to happen? • How is this related to something else? • What is the problem? Is there a solution? • What does this piece of information mean? Why is it significant/important?

Pausing To Connect



“*Pausing to Connect*” is a reading strategy that helps readers gain deeper understandings of the texts they read. Skilled readers will often pause to make connections within a text. They will ask questions such as:

1. What do I **understand** so far? What don't I **understand**?
2. What information does the author need to **clarify**?
3. What is the author **saying** in this paragraph/section of text?
4. What is the author **doing** in this paragraph/section of text?
5. What **words** or **phrases** are important? How do these terms or phrases **connect** to what the author is arguing?
6. How does what I just read **connect** to the above paragraph or section?
7. What is the author trying to get me to **think about** here?
8. Why has the author **repeated** this word?
9. What is the author's **purpose**?
10. How **successful** has the author been in accomplishing their purpose?
11. How has this section or paragraph helped my **understanding** of the text as a whole?
12. **Summarize** what you have read.
13. What does the reading remind you of? What **connections** can you make?
14. What **questions** does the text raise for you? Speculate about the answers.



Pausing To Connect



“*Pausing to Connect*” is a reading strategy that helps readers gain deeper understandings of the texts they read. Skilled readers will often pause to make connections within a text. They will ask questions such as:

1. What do I **understand** so far? What don't I **understand**?
2. What information does the author need to **clarify**?
3. What is the author **saying** in this paragraph/section of text?
4. What is the author **doing** in this paragraph/section of text?
5. What **words** or **phrases** are important? How do these terms or phrases **connect** to what the author is arguing?
6. How does what I just read **connect** to the above paragraph or section?
7. What is the author trying to get me to **think about** here?
8. Why has the author **repeated** this word?
9. What is the author's **purpose**?
10. How **successful** has the author been in accomplishing their purpose?
11. How has this section or paragraph helped my **understanding** of the text as a whole?
12. **Summarize** what you have read.
13. What does the reading remind you of? What **connections** can you make?
14. What **questions** does the text raise for you? Speculate about the answers.

